

ANNUAL IMPACT SNAPSHOT

July 1, 2023 – June 30, 2024



YOU HELPED FEED HUNGRY FAMILIES



358,834
VISITS BY FAMILIES IN NEED TO FOOD PANTRIES OR FOOD DISTRIBUTIONS

4,475,497
POUNDS OF FOOD DISTRIBUTED

Food pantries serve hungry families in Harris, Fort Bend and Galveston

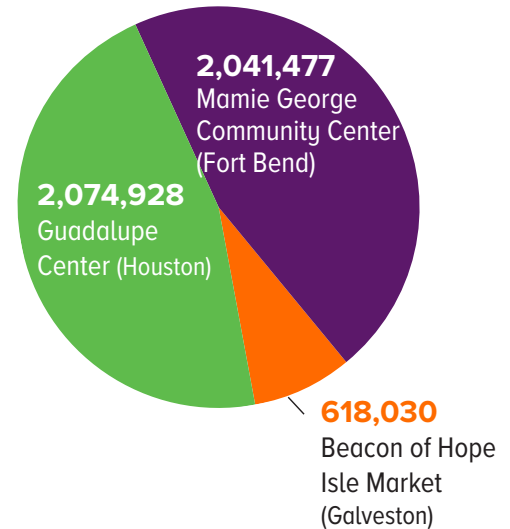
YOU HELPED CHILDREN



652 parents received education and support to help their young children develop



Inner-city students received **709** mental health counseling sessions to help with their behavior and academic achievement



YOU HELPED FAMILIES AND INDIVIDUALS



360 households received emergency financial assistance to cover utilities



6,036 people received counseling or other support to help them improve mental health or life skills



19,715 free meals were served to seniors in Patty's Cafe at the Mamie George Community Center



6,238 families were provided with housing assistance, including emergency shelter and help with rent



More than **90¢** of every dollar you gave went directly to children and families who need a helping hand

YOU HELPED NEW AMERICANS



10,550 refugees were helped to adjust to life in our community



6,923 immigrants received information, assessments, and legal representation



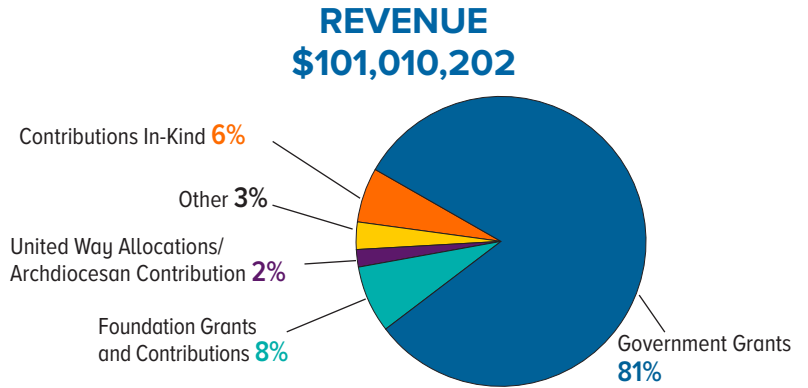
22,757 volunteer hours; **1,275** volunteers

FY 2024 FINANCIAL HIGHLIGHTS

Fiscal Year ended June 30, 2024 (unaudited)

REVENUE

Government Grants	\$82,194,646
Contributions In-Kind	5,933,582
Foundation Grants and Contributions	7,111,803
United Way Allocations	1,120,792
Archdiocesan Contribution	852,500
Other	
Special Events	564,459
Miscellaneous	102,332
Program Service Fees	553,609
Investment Return	<u>1,976,480</u>
TOTAL REVENUE	\$101,010,202



EXPENSES

PROGRAM SERVICES

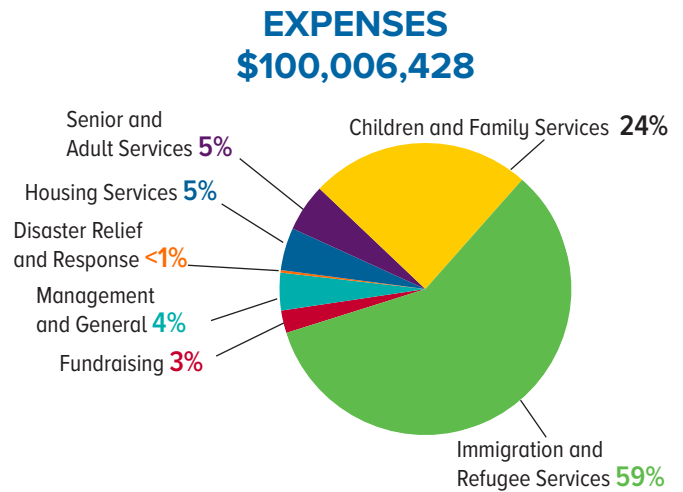
Children and Family Services	\$24,500,431
Senior and Adult Services	5,373,305
Immigration and Refugee Services	58,746,406
Disaster Relief and Response	373,284
Housing Services	<u>4,592,547</u>
Total Program Services	\$93,585,972

SUPPORT SERVICES

Management and General	\$3,899,552
Fundraising	<u>2,520,904</u>
Total Supporting Services	\$6,420,455

TOTAL EXPENSES **\$100,006,428**

Surplus/(Deficit) **\$1,003,774***



*Includes realized and unrealized gains



People of Faith. Helping People in Need.