



Catholic Charities

ARCHDIOCESE OF
GALVESTON-HOUSTON



342,060

LIVES IMPACTED IN FY 2022*

July 1, 2021 - June 30, 2022

*duplication between programs

FY 2022 By the Numbers



More than **90¢** of every dollar you gave went directly to children and families who need a helping hand

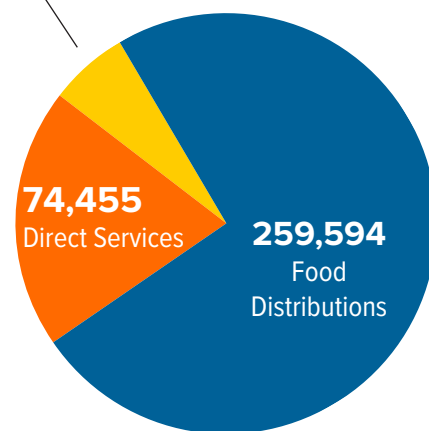


22,332 volunteer hours;
3,136 volunteers

INDIVIDUALS SERVED

8,011

Information and Referrals/Presentations



HOW YOU HELPED CHILDREN



Blessed Beginnings program provided education and support to **453** mothers



75 inner-city students received **mental health counseling** -- to help with their behavior and academic achievement

HOW YOU HELPED FAMILIES



2,075 households received **financial assistance** to cover utilities and other emergency needs

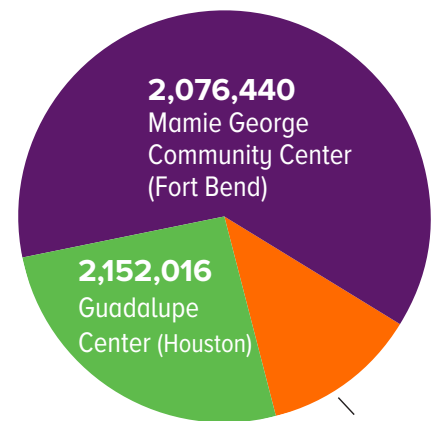


723 families received **counseling** to help them cope with the stress of everyday life



1,056 families were provided with **housing assistance**, including emergency shelter and help with rent

4.5 MILLION POUNDS of food distributed



HOW YOU HELPED REFUGEES AND IMMIGRANTS



3,681 refugees were assisted



9,663 immigrants received information, assessments, and legal representation

HOW YOU HELPED ADULTS



327 crime victims received counseling, emergency shelter, food, financial assistance, and legal aid



399 women veterans were provided with career, mental health and peer support



133 seniors received home deliveries, nutritious meals and regular check-ins



Thanks to your generous gifts, the amount of food distributed remained at record high levels set during the COVID-19 pandemic

FY 2022 FINANCIAL HIGHLIGHTS

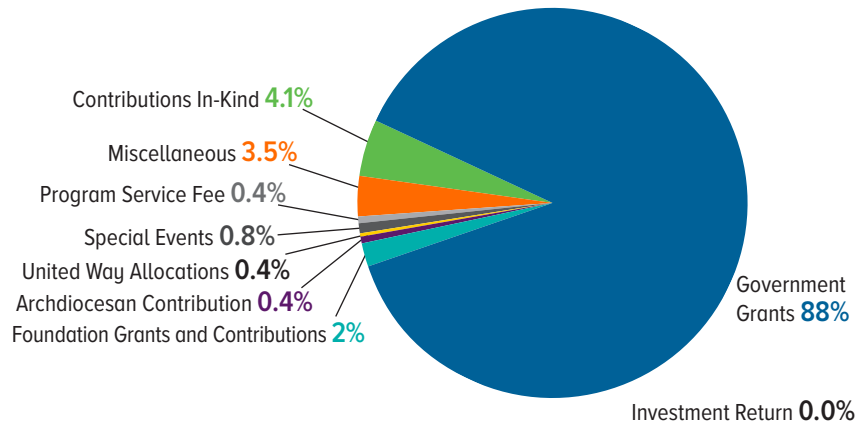
Fiscal Year ended June 30, 2022 (unaudited)

Note: Includes activity from Houston-Harris County Emergency Rental Assistance Program, and Harris County COVID-19 relief project

REVENUE

Government Grants	\$192,736,208
Foundation Grants and Contributions	5,380,167
Archdiocesan Contribution	852,500
United Way Allocations	824,212
Special Events	1,667,549
Program Service Fees	769,602
Investment Return	11,487
Miscellaneous	7,617,131
Contributions In-Kind	8,946,842
TOTAL REVENUE	\$218,805,698

SOURCES OF SUPPORT: \$218,805,698



EXPENSES

PROGRAM SERVICES

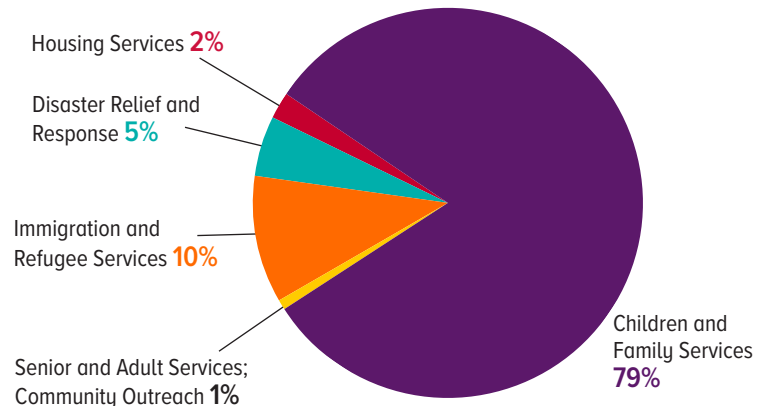
Children and Family Services	\$168,134,581
Senior and Adult Services	2,673,910
Immigration and Refugee Services	22,096,865
Disaster Relief and Response	11,228,841
Housing Services	4,454,650
Total Program Services	\$208,588,847

SUPPORTING SERVICES

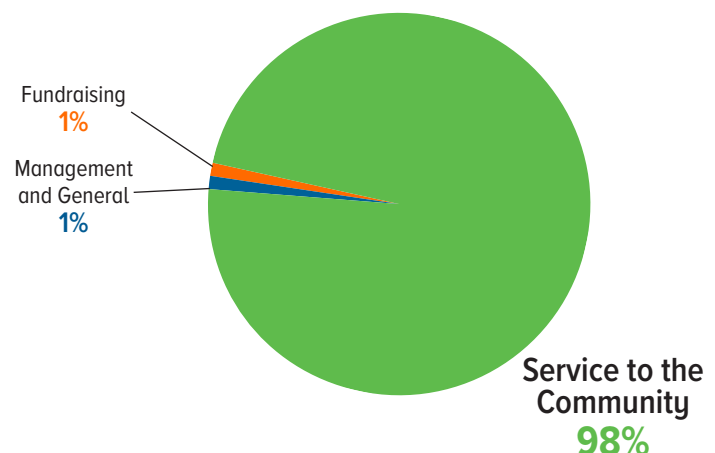
Management and General	\$2,394,391
Fundraising	2,001,977
Total Supporting Services	\$4,396,368

TOTAL EXPENSES **\$212,985,215**

EXPENDITURES BY PROGRAM: \$208,588,847



SUPPORT SERVICE EXPENDITURES:



People of Faith. Helping People in Need.

