

## FY 2021 • By the Numbers



**97¢** of every dollar you gave went directly to children and families who need a helping hand



**23,571** volunteer hours;  
**3,601** volunteers

## INDIVIDUALS SERVED

**3,701**

Information and Referrals/Presentations

**62,130**  
Direct Services

**264,430**  
Food Distributions

### HOW YOU HELPED CHILDREN

Blessed Beginnings program provided education and support to **3,601** mothers



**103** inner-city students received **mental health counseling** -- more than 80% showed improved symptoms, behavior and academic achievement



### HOW YOU HELPED FAMILIES



**8,733** households received **emergency rental or utility assistance**

**772** families were provided with **housing assistance**, including emergency shelter and rapid re-housing



Disaster Recovery program provided case management, financial assistance, and rebuild and repair services to **2,744** households

## 5.3 MILLION POUNDS of food distributed

**3,329,437**  
Mamie George Community Center (Fort Bend)

**1,392,743**  
Guadalupe Center (Houston)

**537,066**

Beacon of Hope Center (Galveston)

### HOW YOU HELPED REFUGEES AND IMMIGRANTS

**3,922** refugees were assisted



**13,732** immigrants received information, assessments, and legal representation



Thanks to your generous gifts, the amount of food distributed **doubled** in FY21, compared to the year before.

### HOW YOU HELPED ADULTS



**1,853** crime victims were provided with counseling, emergency shelter, financial assistance, and legal aid



The Senior Program provided case management, home deliveries, and regular check-ins to **578** elderly clients



**259** women veterans were provided with short- and long-term housing, career and mental health support

# FY 2021 Financial Highlights



Fiscal Year ended June 30, 2021  
(unaudited)

*Note: Includes activity from Houston-Harris County Emergency Rental Assistance Program, and Harris County COVID-19 relief project*

## REVENUE

Government grants	\$143,051,764
Contributions	4,393,046
Archdiocesan contribution	902,500
United Way allocations	787,268
Special events	1,613,803
Program service fees and other	524,566
Investment return	854,469
Miscellaneous	556,018
Net Assets Released from Restrictions	9,505,056
Contributions in Kind	10,848,605
PPP Revenue	<u>4,478,600</u>
<b>TOTAL REVENUE</b>	<b><u>\$177,515,695</u></b>

## EXPENSES

### PROGRAM SERVICES

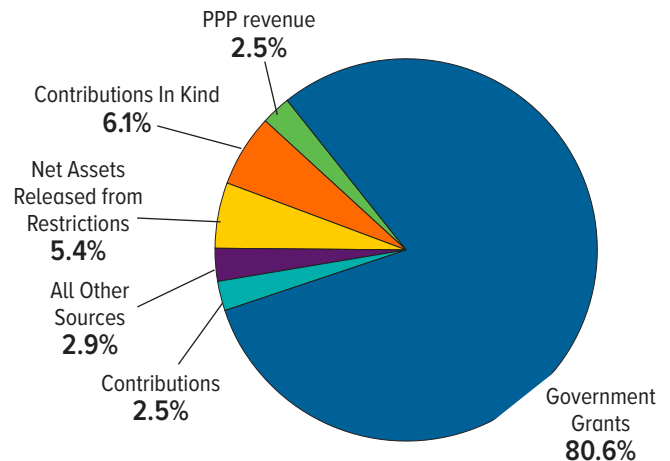
Children and Family Services	\$139,278,000
Senior and Adult Services	2,443,187
Immigration and Refugee Services	12,377,217
Disaster Relief and Response	6,083,358
Housing Services	<u>3,694,500</u>
<b>Total Program Services</b>	<b><u>\$163,876,262</u></b>

### SUPPORTING SERVICES

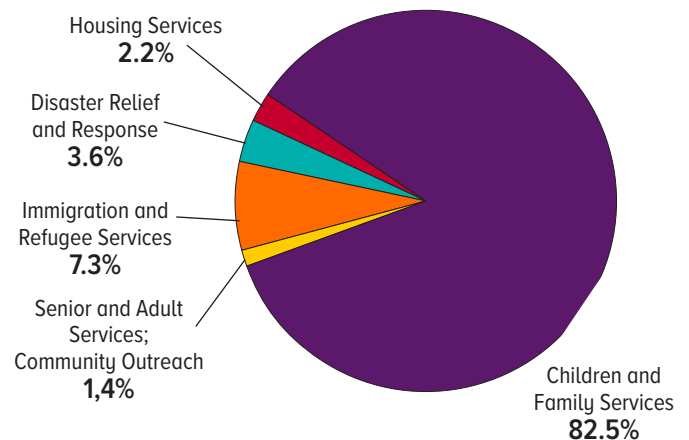
Management and General	\$3,145,650
Fundraising	<u>1,760,426</u>
<b>Total Supporting Services</b>	<b><u>\$4,906,076</u></b>

**TOTAL EXPENSES** **\$168,782,338**

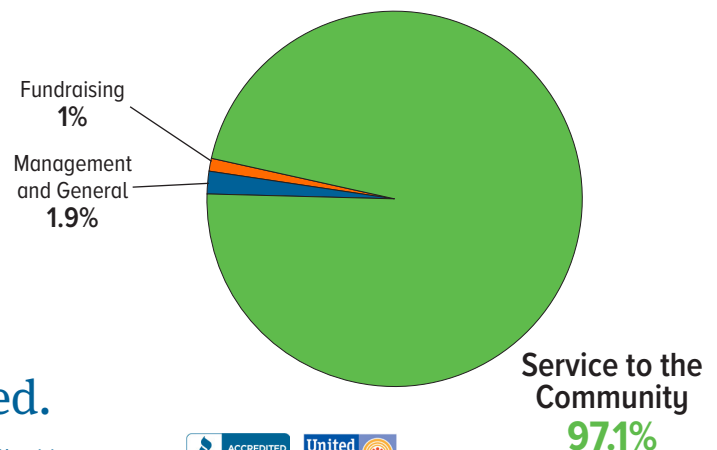
## SOURCES OF SUPPORT: \$177,515,695



## EXPENDITURES BY PROGRAM: \$163,876,262



## SUPPORT SERVICE EXPENDITURES: \$4,906,076



People of Faith. Helping People in Need.

2900 Louisiana Street, Houston, Texas 77006 • 713-526-4611 • [www.CatholicCharities.org](http://www.CatholicCharities.org)

