

ANNUAL REPORT SNAPSHOT

*duplication between programs



90%
Clients in poverty



2.6 MILLION
Pounds of food

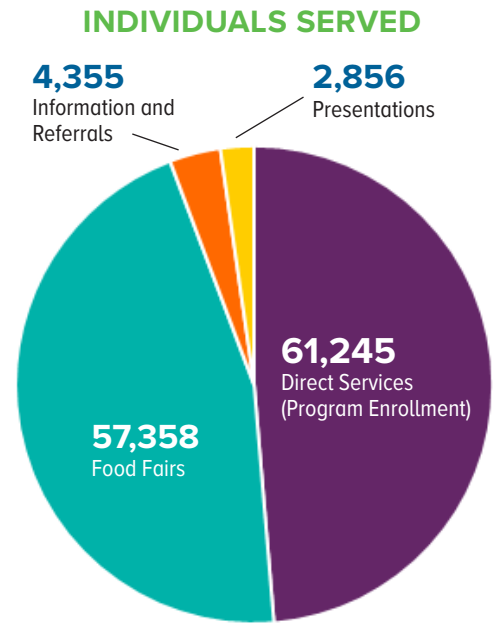
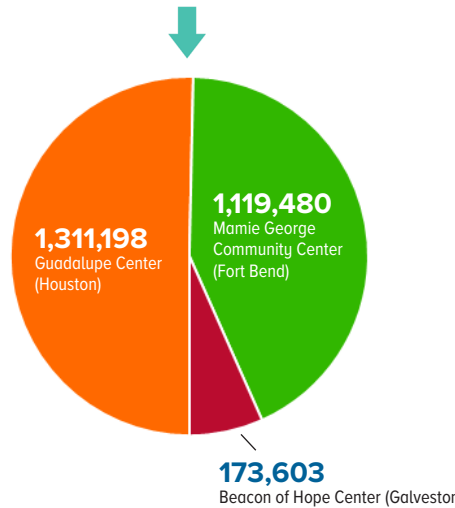
Twice as much food as FY19



\$3,483,985
Financial assistance to help families impacted by disaster



31,383
volunteer hours from
4,147 volunteers



PROGRAM HIGHLIGHTS

1,961

Participants in **631** Blessed Beginnings classes



1,014

School counseling sessions for **69** children



244

Children served at St. Michael's Home for Children



1,178

Households received disaster assistance



5,766

Counseling sessions for **837** people



\$2,158,504

Financial assistance to **1,593** households



3,641

Immigration applications filed



2,729

Refugees resettled, including **555** who found jobs



21,669

Meals served* at Patty's Cafe at the Mamie George Community Center



203

Seniors receiving case management services

*Includes deliveries during pandemic

COVID-19 PANDEMIC RESPONSE

March 18 - June 30, 2020

Pandemic response numbers included in overall agency totals.

Catholic Charities quickly morphed into an emergency response agency as the COVID-19 pandemic unfolded. These numbers reflect the incredible increase in need addressed by our food pantries and programs across the agency that helped families who lost resources and security as a result of the novel coronavirus.



89,677
People served



1,542,599
Pounds of food



\$1,426,447
Financial assistance to
1,390 households



13,921
Total hotline calls



2,958
Total home deliveries



49,875
Meals for children



7,412 Hours of service
from **788** volunteers



FY 2020 Financial Highlights

Fiscal Year ended June 30, 2020
(unaudited)

REVENUE

Government grants	\$25,541,694
Contributions	6,688,481
Archdiocesan contribution	902,500
United Way allocations	1,125,663
Special events, net of direct donor benefits	346,353
Program service fees and other	491,757
Investment return	31,090
Miscellaneous	84,966
Net Assets Released from Restrictions	8,083,956
Contributions in Kind	<u>4,314,633</u>

TOTAL REVENUE \$46,611,093

EXPENSES

PROGRAM SERVICES

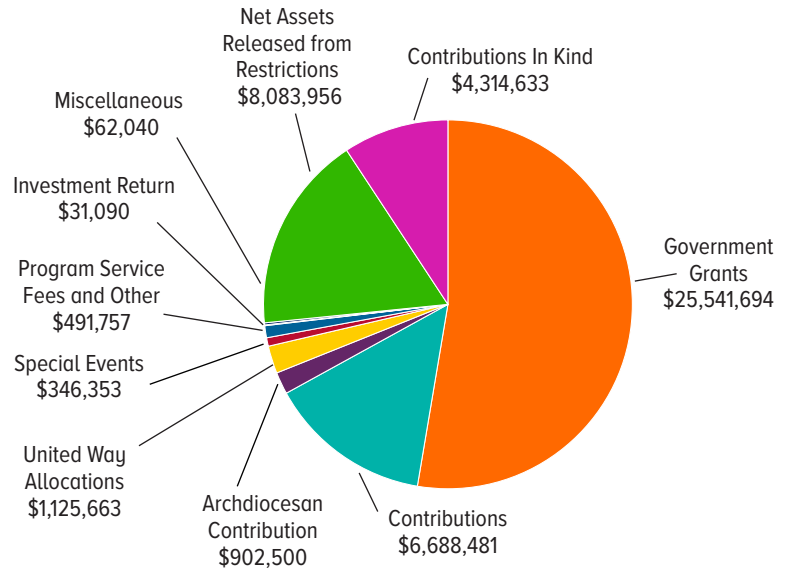
Children and Family Services	\$13,175,037
Senior and Adult Services; Community Outreach	6,324,053
Immigration and Refugee Services	11,909,921
Disaster Relief and Response	9,996,505
Housing Services	<u>1,435,996</u>
Total Program Services	<u>\$42,841,512</u>

SUPPORTING SERVICES

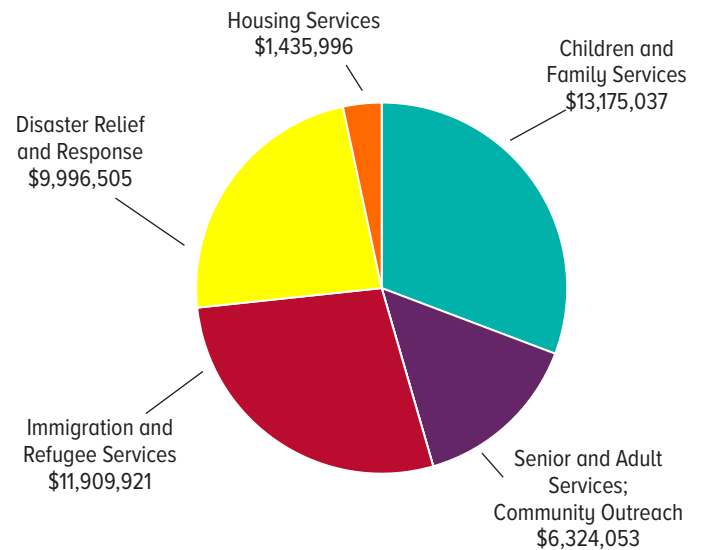
Management and General	\$2,892,894
Fundraising	<u>1,650,314</u>
Total Supporting Services	<u>4,543,208</u>

TOTAL EXPENSES \$47,384,720

SOURCES OF SUPPORT: \$46,611,093



EXPENDITURES BY PROGRAM: \$42,841,512



EXPENSES BREAKDOWN: \$47,384,720

