

*duplication between programs

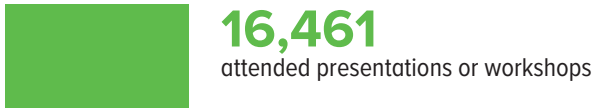
INDIVIDUALS SERVED



\$10,199,472
financial assistance provided to families impacted by Hurricane Harvey



31,717
volunteer hours served by 3,531 volunteers



90.6%
clients in poverty



PROGRAM HIGHLIGHTS

CHILDREN

- 265** children served in St. Michael's Homes for Children
- 603** individuals received pregnancy and parenting services
- 434** children participating in Refugee Resettlement After School Program
- 971** in-school counseling sessions for 114 children

FAMILIES

- 54,043** individuals served through our food pantries
- 6,329** counseling sessions attended by 750 individuals
- \$1,237,611** financial assistance provided for rent, utilities and other emergency needs
- 1,069** individuals received disaster recovery services

REFUGEES & IMMIGRANTS

- 421** refugees increased their self-sufficiency through employment
- 11,292** immigrants received support services
- 5,842** individuals attended citizenship workshops or outreach events
- 3,776** immigration petitions filed

SENIORS, VETERANS & OTHERS

- 1,046** seniors receiving services or enrolled in activity programs
- 25,894** meals enjoyed by seniors at Patty's Cafe
- 72** women veterans provided with shelter at the Villa Guadalupe
- 220** women veterans and their dependents enrolled in programs



FY 2019 Financial Highlights

Fiscal Year ended June 30, 2019
(unaudited)

REVENUE

Government grants	\$25,064,313
Contributions	5,369,588
Archdiocesan contribution	902,500
United Way allocations	1,352,874
Special events, net of direct donor benefits	932,193
Program service fees and other	348,504
Investment return	329,092
Miscellaneous	62,040
Net Assets Released from Restrictions	7,629,433
Contributions in Kind	<u>2,856,225</u>

TOTAL REVENUE \$44,846,762

EXPENSES

PROGRAM SERVICES

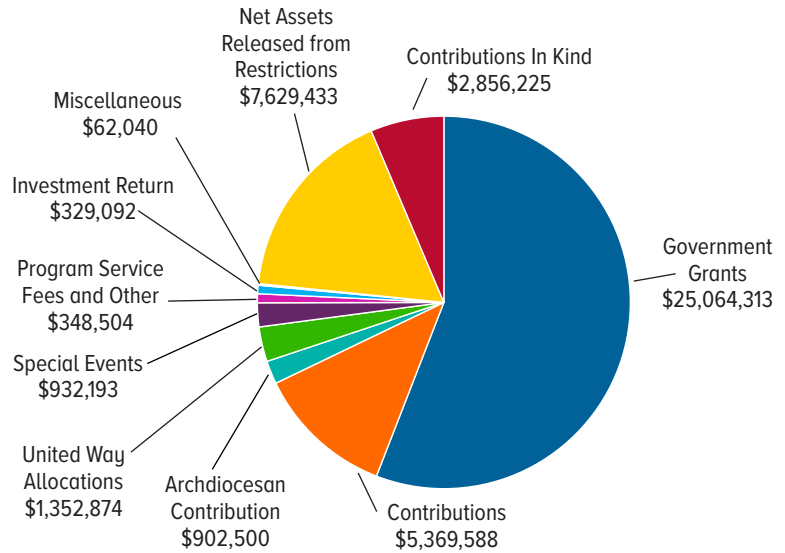
Children and Family Services	\$7,782,613
Senior and Adult Services; Community Outreach	9,092,273
Parish Relations and Advocacy	35,017
Immigration and Refugee Services	11,057,159
Disaster Relief and Response	11,202,856
Housing Services	<u>1,262,625</u>
Total Program Services	<u>\$40,432,543</u>

SUPPORTING SERVICES

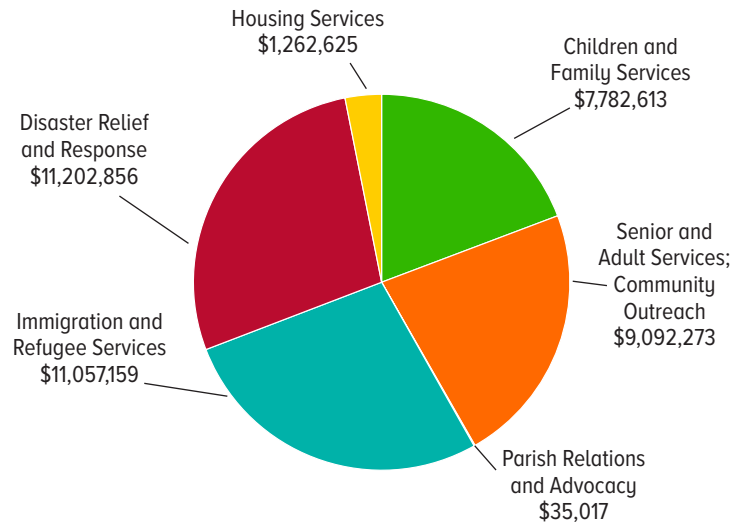
Management and General	\$2,485,886
Fundraising	<u>1,453,455</u>
Total Supporting Services	<u>3,939,341</u>

TOTAL EXPENSES \$44,371,884

SOURCES OF SUPPORT: \$44,846,762



EXPENDITURES BY PROGRAM: \$40,432,543



EXPENSES BREAKDOWN: \$44,371,884

